

# Ridgeback Roster

54<sup>th</sup> Edition

SUMMER 2021






## ***RRCEC - Mission Statement***

*Committed to the promotion and preservation of the breed, to fostering compliance with the Breed Standard, to promoting the health and welfare of show and companion dogs and to informing the general public.*

*We do not condone breeding for profit.*

*We provide companionship and mentorship to all our members, whether they be companion owners, show owners, breeders or handlers and offer educational support and fun events for all.*



## **WHO WE ARE AND WHAT WE DO**

The majority of our members are pet owners who want to enjoy their Rhodesian Ridgeback as a member of their family. The Club holds many fun events around the membership area. Events such as walks, picnics, information exchanges, seminars, racing (lure coursing, straight racing and Uval racing).

We support Conformation shows; hold Specialties; and offer trophies for ridgebacks showing in regular conformation shows. The Club offer special Club trophies for racing and obedience. These trophies are awarded at the annual general meeting of members. There is a new Versatility Award initiative under way, medals and certificates are awarded annually.

A newsletter, The Ridgeback Roster, is published for members. It offers interesting articles, show results, advertisements by members, club activities and dates of special events.

An on-line store with a variety of RRCEC clothing items is available on our website with proceeds going toward RRCEC events and club activities.

A library on the breed is maintained. Club members may contact the club librarian to borrow an item from our many interesting breed and dog related books.

Many members have their Rhodesian Ridgebacks in agility and in both, obedience and rally obedience training. Scenting and tracking are also popular..Some members have Ridgebacks that are also very active in Therapy Dog programmes.

RRCEC Website <https://ridgebackcanada.com/>

Join us on Facebook RRCEC Facebook Page: [www.facebook.com/groups/RRCEC](http://www.facebook.com/groups/RRCEC)

# Rhodesian Ridgeback Club of Eastern Canada

## EXECUTIVE 2020-2021

### **PRESIDENT**

France Flibotte CKC#1473271  
514-505-1001 [savoieaf@videotron.ca](mailto:savoieaf@videotron.ca)

### **VICE-PRESIDENT**

Tina Andreatos CKC#1244292  
514-651-2515 [glasspheres@hotmail.com](mailto:glasspheres@hotmail.com)

### **SECRETARY**

Diana Pethick CKC#0807099  
613-989-2860 [skyridge@ripnet.com](mailto:skyridge@ripnet.com)

### **TREASURER**

James Beckett CKC#1010503  
613-989-2860 [beckettj@ripnet.ca](mailto:beckettj@ripnet.ca)

### **DIRECTORS**

#### **ONTARIO EAST**

**VACANT**

#### **ONTARIO CENTRAL -**

Wade Daboll CKC#0854729  
905-641-8337 [wade@ridgevillerr.ca](mailto:wade@ridgevillerr.ca)

#### **ONTARIO WEST -**

Diana Hogan CKC#0653634  
[danddhogan@rogers.com](mailto:danddhogan@rogers.com)

#### **ONTARIO NORTH**

George Whitney CKC#1245471  
613-649-0125 [whitneyg4@gmail.com](mailto:whitneyg4@gmail.com)

#### **QUEBEC**

Sabrina Gauthier CKC#1482595  
514-246-6501  
[zeniridgebacks@gmail.com](mailto:zeniridgebacks@gmail.com)

#### **NOVA SCOTIA/NEW BRUNSWICK/PEI/NFLD**

Rhonda Johnson CKC#1032705  
902-469-1679 [kudu@ns.sympatico.ca](mailto:kudu@ns.sympatico.ca)

### **SHOW CHAIRS**

**CONFORMATION** – Tina Andreatos [glasspheres@hotmail.com](mailto:glasspheres@hotmail.com)

### **WEBMASTER**

Cindy Maurer-Albert  
[beadog@gmail.com](mailto:beadog@gmail.com)

### **NEWSLETTER EDITOR**

Dorian Chlopas [ridgebackroster@kos.net](mailto:ridgebackroster@kos.net)

### **WEB PAGE**

[www.ridgebackcanada.com](http://www.ridgebackcanada.com)

### **FACEBOOK PAGE**

[www.facebook.com/groups/RRCEC](https://www.facebook.com/groups/RRCEC)

### **RRCEC POLICY –Use and Identification of PHOTOS for the RRCEC Newsletter, Website & Calendar** January 1, 2007

- ❖ For the website home page and annual calendar the photographs should be those taken by club members and of their dog(s) only.
- ❖ Photos must be identified.
- ❖ For the photo gallery (website/newsletter); the rescue page and other general use, the photographer should be identified but not the dog(s) if the dog(s) is/are not owned by a member. The photographer does not need to be a club member if the photo is of a member's dog(s).
- ❖ General group photos or photos of moving dogs taken at events or picnics, do not require that the dogs or photographer be identified.

## **IN THIS ISSUE**

**Presidents Pawprint**  
**Notes from the Secretary**  
**Letter from the Editor**  
**Club Events**  
**Scenting & Tracking**  
**Things to Do With Your Ridgeback**  
**Club News**  
**Brag's'n'Wags**  
**Health Matters – Ticks and Cannabis**  
**Tasty Treats**  
**Ridgeback Humour**



### ***PRESIDENT'S PAWPRINT***



Greetings Everyone,

We hope you are all finding ways to enjoy the long sunny days with your hounds and that you are all somehow managing to also stay somewhat cool in what has so far been an extremely dry and hot spring/beginning of summer. Perhaps this is the year to try water sports with your Ridgebacks-you might even manage to convince those water adverse Ridgebacks that swimming is a great way to enjoy the outdoors when it's above 33C and super humid!

In any event, we are excited to share this edition to the Roster with you-look out for the photo contest, some preliminary/tentative specialty show information and the tracking article, among other things.

We are very much hoping that this summer & fall we will be able to hold some activities and are so looking forward to the chance to see you & your Ridgebacks out having fun and learning new things. We've missed the Club's get togethers and have our fingers crossed that we can make it all happen safely this year!

In the meantime, I will wish you all a happy St-Jean Baptiste, a happy Canada Day & may we have the opportunity to see each other again very soon!

Stay Safe, Try to Stay Cool & Enjoy Summer!!!

*France Flibotte, President.*



## NOTES FROM THE SECRETARY

How are you all getting along? This year, like last, really makes us focus on what is important and matters to us, individually. My dogs keep me sane and make me laugh with their hijinks outside in the yard and fields.



Planning Club activities for 2021 has been a challenge but hopefully, there will be activities in the later part of the year.

We are looking at a Seminar on Scenting (August); the annual Specialty Show (September) and the Agility & Coursing day (October). I am thinking too, of an Obedience and Rally Obedience day as well.

Perhaps someone would like to step forward and help with this.

Suggestions from members would be appreciated. Let us know what you would be interested in and would like us to set up for you. Keep well, keep safe.

*Diana*



### Letter from the Editor

I hope this edition finds you enjoying long walks with your dog(s) on the trails in your area. Having had a dog with Lyme disease and living in a tick hot zone in eastern Ontario I am always diligent about checking for ticks. I have included the check list in this issue for your reference and a recipe for a natural bug/tick spray. This year my veterinarian advised me that they are now seeing other tick borne illnesses in dogs due to climate change and an expanding range for these tick borne diseases.

Keep the great Ridgeback photos coming and if there is anything you would like to see in upcoming Roster's please drop me an email.

Enjoy the summer and stay safe.

*Dorian Chlopas*

[RidgebackRoster@kos.net](mailto:RidgebackRoster@kos.net)



# CLUB EVENTS

Due to Covid restrictions it is difficult for the club to plan too far ahead for Club events and activities however we are hoping to have group walks at local conservation areas and parks. There are some Annual Club Events that are planned for this year including:

- Lure Coursing and Intro to Barn Hunt at Ile Perrault, Quebec date to be determined
- Agility and Racing Day tentative for late September/October in Eastern Ontario
- Intro to Tracking and Scent Detection tentative for August in the Ottawa area
- Group walk and picnic in the Ontario North Region

*Stay tuned to our [Web](#) and [Facebook](#) pages for updates on club activities*



**The  
2021 Specialty**  
Oakville & District Kennel Club  
September 10 – 12, 2021

***has been confirmed!***



DESIGN BY  
CECILIJA  
STANISLAW



**OAKVILLE & DISTRICT  
KENNEL CLUB**

# **RHODESIAN RIDGEBACK JOINT SPECIALTIES**

**SEPTEMBER 10-12, 2021**

**ANCASTER FAIRGROUNDS  
630 TRINITY ROAD S., JERSEYVILLE, ONTARIO**

**FRIDAY**  
**OBEDIENCE & RALLY**

**RRCEC**  
IS OFFERING A TROPHY  
FOR THE HIT SCORING RR  
IN BOTH DISCIPLINES

**SATURDAY**  
**CONFORMATION**  
**NATIONAL CLUB - RRCC**

**JUDGE**  
JEFF HORSWELL (UK)

**SUNDAY**  
**CONFORMATION**  
**REGIONAL CLUB - RRCEC**

**JUDGES**  
ROBERTA PARISH (CAN)  
SWEEPS TBA  
BEST RIDGE TEA

*Stay tuned for more information*

**ENTRIES WILL OPEN MID-JULY  
IF COVID SITUATION ALLOWS**

## **INFORMATION CONTACTS**

**JACQUIE DANKNER - RRCC** [cedarpoint.ridgebacks@sympatico.ca](mailto:cedarpoint.ridgebacks@sympatico.ca)

**DIANA PETHICK - RRCEC** 613-989-2860 [skyridge@ripnet.com](mailto:skyridge@ripnet.com)

## TRACKING TRIAL, HERE WE COME....

During the 2 weeks before the trial, I checked the long range weather forecast for Powassan about a dozen times a day, and cringed every single time! Sunny and above 30C. Definitely NOT the kind of weather you are hoping for when you're heading for a tracking trial. Finally, a couple of days before I was due to leave, a small ray of hope. They were calling for rain on Friday night, and temperatures below 30 and maybe even some clouds, on Saturday. The situation was looking up.

By the time I finished work Friday afternoon, got in the van and started driving towards North Bay, the weather had changed again, rain was cancelled for Friday, but possible thunderstorms on Saturday. Wonderful, I thought to myself, tracking with a Ridgeback in thunder showers. This should be awesome.... Combine that with a very inauspicious last tracking class the day before and I was feeling a little less than optimistic.

The drive was beautiful though, and blissfully uneventful. I checked into the hotel and Jesse and I spent the evening watching a movie in bed. She was thrilled with the air conditioned room, and the shared movie snacks and I came to the conclusion that it didn't really matter what happened on Saturday, because a night off and away with my best girl and a chance to go tracking, was more than enough.

Sometime overnight, the rain decided to make an appearance and the ground Saturday morning was blissfully moist and the sizzling temperatures seemed to have momentarily receded. 24C, sunny with some cloud, and wet grass-things were definitely looking up for a great tracking trial day!

Jesse and I drew TD track #6 and we spent the better part of the morning following the convoy of cars, vans and trucks from field to field as the teams before us had their turns. We couldn't see all the dogs the entire time, but there were some lovely tracking dogs there and it was a blast to watch them work.

Finally it was our turn, and I pulled the van up to the field our track was in. It was a field dense with mixed vegetation, and looked for lack of a better word, 'pretty bumpy'. I chuckled to myself as I thought of the scene we'd make with Jesse running along the track and me stumbling and falling over clumps of tall grass and weeds, trying desperately to keep up with my dog. At least it should be fun for the onlookers I thought!

A CKC TD track is 400-450M long with 3-5 turns and a leather glove that the dog has to find at the end. You get 1 start flag, and a 2nd flag 30M beyond the first one so you know the initial direction your track goes in, and then you are on your own with your dog, to figure out the rest. The TD track is aged for no less than 30 minutes and no more than 2 hours before you get to run it, and it is a Pass/Fail test, with no actual numerical score. This actually makes for a great sense of camaraderie amongst the people there-everyone is rooting for everyone to pass-there are no placements, no best or worst performance-you either make it to the end with your dog and find your glove, or you don't. There's also no time limit, so long as the dog is working it out they're happy to let you keep going, but Jesse definitely missed the lessons on 'slow & steady' and much prefers 'as fast as you can' most of the time...

I took several deep breaths (being nervous and having shaky hands was not going to help the situation), then I picked up Jesse's tracking harness and line, and headed with her to the start flag. Once the harness was on, and the 25' tracking line attached, I bent over, gave her a pat on the chest and whispered 'let's go do this' before letting out the line.

It's as if she knew that this track was somehow 'important'.... She lunged forward, caught the scent of it and plunged down the first leg. When we got to the first corner, she paused, and took her time (for once!) to figure out the direction of the next leg, and then we were off again. I had to smile, watching her tail swinging side to side as she loped along the track, and if I hadn't been trying to stay upright and keep up all at the same time, it really would have been a thing of beauty to watch her work. She was having a blast and I was lucky enough to be along for the ride.




A few more smoothly executed turns and before I knew it she skidded to a stop, turned and with a big grin, wagged her tail and pointed her nose at the glove at the end of her track! We'd passed!!! And did we ever have a 'party' when she found her glove. It was such a great feeling to have it all come together at the trial and watch Jesse confidently follow her nose to the end of the track, and wag her tail the whole way back to the van, knowing she'd done a good job.

Later, we got our tracking sheet from the judge (shows how your track was laid out in the field, the time you started and the time you finished the track). Jesse ran hers in 3 minutes! Funny how over two years of tracking classes and practices came down to 400 odd meters and 3 minutes to get a title...

I thought of this, on the 5ish hour drive home, how most of us think nothing of driving 5 hours each way, to and from a show, or trial, for an average of 2-5 minutes in the ring, or on the field... Those 2-5 minutes of seeing your Ridgeback 'get the job done' makes all the driving, time and money that goes into training and going to shows & trials more than 'worth it'. At least, for me it's more than worth it. Passing and getting a new 'title' was super nice, but the best part of the whole thing was watching Jesse 'do her thing & do it well'... I took the time to think back, and remember a 9 month old Jesse at our first tracking class-super keen, and thrilled to track, until a butterfly or a fluttering piece of paper or plastic in the grass sidlined her attention and she was off to chase that. I remember laughing out loud the first time our instructor told me to 'trust your dog'.... Very difficult for me to trust a then gangly, goofy puppy that thought tracking should be like lure coursing, very fast with many abrupt changes of direction (and not always the right ones!). At some point, she started taking it seriously. It happened gradually, over time, and one day, I realized that most of the time, I did trust her, and that almost always, she was giving me her best effort & was going in the right direction!

We have had so much fun, so far along this tracking journey. We've met so many new friends at classes and seminars and we've learned to work together as a team. I very much look forward to many, many more tracks on our way to hopefully, more trials and titles, but most of all, I look forward to spending a lot more time tracking with my best friend!

Jesse, not exactly thrilled, with the post tracking photo-op!!!



# Things to Do With Your Ridgeback

## SCENT TRAINING

The Canadian Kennel Club (CKC) recognizes scent detection as a skill and offers certification in scent detection through trials held by CKC accredited clubs. There are five classes including the entry level "instinct" class; novice, open, excellent and master classes. Each level is more challenging and tests the dog's ability to preserve and focus on fine-tuning their olfactory sense. The sport is open to all dogs and dogs are divided into height divisions within the classes.

Scent detection unlike other sports relies less on the handler and more on the dog's natural instinct. The scents used for the trials are defined by the CKC and include wintergreen, pine, anise, birch, clove and cyprus. For the trials a drop of scented oil is placed on a cotton swab and then hidden out of sight. The dog is then asked to search the area to find the scent and then alert the handler.

A good way to start your dog on scent training is to play 'hide & seek' games with a favorite food treat or toy and have your dog search the house or yard for the item. Due to Covid restrictions we are not able to get out to training classes so I thought you might enjoy trying the following training exercises from the American Kennel Club (AKC) with your dog in the meantime.

## Muffin Tin Puzzles

This is a fun introductory scent game that requires only a few items which you might already own. All you need is an empty muffin tin, 12 tennis balls, and some treats that your dog enjoys.

- Put treats into a few of the muffin tin holes and cover them with tennis balls.
- Next, put tennis balls into all of the other empty muffin tin holes.
- Give the "puzzle" to your dog and let them explore by moving the balls to find the treats hidden underneath.

Each time you play, change the location of the treats so your dog needs to use their nose to find the treats.

## **Shell Game/Magic Trick**

Is your dog ready to do some magic? The trick with this game is your dog's amazing sniffing abilities.

- Grab three cups. For small dogs, you can use paper cups, but with larger dogs, you might want something a little more substantial like plastic cups or flowerpots.
- Start with one cup and put a treat under it while your dog is watching. When your dog noses at the cup or paws at it, praise and lift the cup to let your dog get the treat.
- After a few repetitions, bring in a second cup, but don't put anything under it. Show your dog that you are putting a treat under one cup with the empty cup next to it. When your dog sniffs or paws at the cup with the treat under it, praise and lift the cup to allow your dog to get the treat.

If your dog paws at the empty cup, lift it and show them there isn't anything there. Then, lift the cup with the treat and show your pup, but don't allow them to get the treat. Put the cup back down and repeat, praising your dog as they select the right cup.

The better your dog gets, the more cups you can add in. Start moving the cups around like a magician to clearly demonstrate that your dog is using their nose to find the treats, not just memorizing the location.

## **Box Search**

For this game, you'll need to gather several empty boxes. Clean boxes leftover from deliveries work well.

- While your dog is in another room, put the empty boxes out on the floor.
- In one (or several) boxes, put treats.
- Bring your dog into the room with the boxes and encourage them to search. When your dog finds a treat in a box, praise and let your pup eat the treat.
- When your dog has found all the hidden treats, come in with another treat and lure your dog out of the search area by keeping their nose on the treat in your hand. Praise your dog and give the treat that you used to lure them away with. This helps to build your dog's understanding that it is a game you are playing together. It will also keep them from continuing to search and getting frustrated by not being able to find more treats.

[www.akc.org/expert-advice/training/indoor-scent-games-for-dogs](http://www.akc.org/expert-advice/training/indoor-scent-games-for-dogs)

## Scent Training Resources

The **Sporting Detection Dogs Association** (SDDA) website ([www.sportingdetectiondogs.ca](http://www.sportingdetectiondogs.ca)) has a list of trainers in Ontario, Quebec and Nova Scotia.

For SDDA Upcoming Scent Trail Events <https://www.sportingdetectiondogs.ca/front-page/sporting-detection-dogs-events/>

## CKC Scent Detection Links

link to CKC Scent Detection Rule Book <https://www.ckc.ca/en/Files/Forms/Shows-Trials/Event-Rules-Regulations/Scent-Detection-Trial-Rules-and-Regulations>

Guide for Scent Detection <https://www.ckc.ca/en/Files/Forms/Shows-Trials/Event-Rules-Regulations/Guide-for-Scent-Detection>

link to CKC Tracking Rule Book January 2020 <https://www.ckc.ca/en/Files/Forms/Shows-Trials/Event-Rules-Regulations/Tracking-Test-Rules-and-Regulations.aspx>  
<https://www.ckc.ca/en/Files/Forms/Shows-Trials/Event-Rules-Regulations/Tracking-Test-Rules-and-Regulations-Effective-Janu>

Tracking Test Guide Book <https://www.ckc.ca/en/Files/Forms/Shows-Trials/Event-Rules-Regulations/Tracking-Test-Guidebook>

And, here's a list of Trainers recommended by our Directors and RRCEC members:

- |   |   |
|---|---|
| ▶ Best Friends Dog Training   | Ottawa  |
| <a href="http://bfdogtraining.ca">bfdogtraining.ca</a>              | 613-667-9948 <a href="mailto:info@bfdogtraining.ca">info@bfdogtraining.ca</a>             |
| ▶ Front N'Scenter Canine Enterprises                                | Halifax   |
| <a href="http://www.frontnscenter.com">www.frontnscenter.com</a>    | 912-476-7934 <a href="mailto:info@frontnscenter.com">info@frontnscenter.com</a>           |
| ▶ Rose Brown Training   | Batawa  |
| <a href="http://www.rosebrown.ca">www.rosebrown.ca</a>              | 613-827-7870 <a href="mailto:rosebrowntraining@gmail.com">rosebrowntraining@gmail.com</a> |
| ▶ Guides Canins Inc.  | St. Lazare  |
| <a href="http://www.guidescanins.com">www.guidescanins.com</a>      | 450-424-1469 <a href="mailto:info@guidescanins.com">info@guidescanins.com</a>             |
| ▶ The Dog Ranch Inc.  | North Gower   |
| <a href="http://www.dogranchinc.ca/">http://www.dogranchinc.ca/</a> | 613-297-9871 <a href="mailto:brenda@dogranchinc.ca">brenda@dogranchinc.ca</a>             |



## BESTIES





# CLUB NEWS

## OBITUARY



Jo Dunn- Heronhill Kennels

---

Many of you will have heard that the RR community recently lost a giant of our breed in Canada. Jo Dunn, Heronhill Kennels, died peacefully in her sleep on March 6<sup>th</sup> at the long term care facility in Walkerton, Ont.

From childhood Jo always had a great interest in Africa with family connections going back to the late 1800's. An aunt had lived in Pretoria during the Boer War, there was an uncle who fought in the First World War in Africa and a brother who worked in Kenya. A sister went to live in South Africa at the beginning of the Second World War and still lives there.

Jo had a lifelong interest in dogs and breeding and learned about the ridgeback from relatives in Africa so it was quite appropriate that she would eventually own a Rhodesian Ridgeback. Her first ridgeback (Duchess) joined Jo, in 1972, when Jo was running a boarding kennel named Heronhill Kennels. At that

time Jo's menagerie included an Irish setter, two dachshunds and a Yorkshire terrier. Jo showed Duchess to her Can. Championship and CD.

Jo became involved with and belonged to several Rhodesian Ridgeback Clubs, and was the first president of the Rhodesian Ridgeback Club of Eastern Canada. She was also a member of the Rhodesian Ridgeback Club of Canada. In 1984 Jo was invited to attend the assembly of Rhodesian Ridgebackers in Johannesburg in 1984. This was her first chance at last, to go to South Africa, the land of her dreams, not only to visit her sister and her family but to meet so many ridgeback people, hear their thoughts and memories of the breed.

Since 1972 Jo worked hard in the ridgeback world. She did well in obedience and tracking that were always a part of the "dog scene" in Canada. She always felt that ridgebacks needed a better challenge to show off their skills. Jo supported ridgebacks in Agility, Coursing, Racing, Scenting and numerous other sports that have come to the fore. She was remarkable in her encouragement of pet owners so they appreciated fully, their dogs and their capabilities.

Unstoppable Jo was a great author and enjoyed writing about ridgebacks. A bibliography follows.

Jo is survived by a Daughter and Son and many grandchildren, great grandchildren and indeed, some great great grandchildren.



*Jo at a Club Picnic 2019*

Donations may be made by cheque payable to Rhodesian Ridgeback Rescue Inc. Cheques should be sent to: Rhodesian Ridgeback Rescue, C/O Carole Bradley-Kennedy, 4 Timberrun Court, Campbellville, ON LoP-1Bo

Please include a note with the cheque that the donation is in memory of Jo Dunn.

To send donations electronically via Interac-email.



NAME: Rhodesian Ridgeback Rescue Inc.

EMAIL: [payments@ridgebackrescue.org](mailto:payments@ridgebackrescue.org) <<mailto:payments@ridgebackrescue.org>>

SECURITY QUESTION/word: Donation

When the interac-email has been sent, please send an e-mail to [rrricanada@gmail.com](mailto:rrricanada@gmail.com) alerting them to the donation and confirming the security question/word. Please also include a notation that the donation is in memory of Jo Dunn

\*\*\*\*\*

### **Bibliography – Jo Dunn**


**Rhodesian Ridgeback Review – A History of Rhodesian Ridgebacks in Canada 1945-1989**  
Laurentian University Press August 2008

**Album of Canadian Titled Rhodesian Ridgebacks 1980 – 1990**

**Ridgeback Rambles – Dog stories**

**Image Digital Printing Ltd. Renfrew, Ont.**  
**August 2012**

**A Guide to the Rhodesian Ridgeback in Canada** Published by George Whitney and Jo Dunn  
**Image Digital Printing Ltd. Renfrew, Ont. July 2012**




**Kumba**

*One of Jo's favorite dogs and sire of many Heronhill puppies*



## Welcome New Puppy Members

RRCEC is pleased to welcome the new members sponsored by  
SKADUWEE and RIDGEVILLE



# BRAGS & WAGS



Leo

Expert  
Trick Dog



# BRAGS & WAGS



**Jesse**

SDDA DOT (designated odor test)  
April 2021





# Ridgeback Tales



## Duchess

---

Duchess was my first ridgeback. She was a rescue dog who came to me by chance. She was about a year old and had previously lived her life tied up in a downtown backyard.

Duchess had no trouble becoming part of the family and adapted to farm life in a manner that amazed me. She had an uncanny knack of summing up a situation and knowing exactly the right way to deal with it.

I was livin on a farm in southwestern Ontario and running a boarding kennel when Duchess came to live with me. I was rather reluctant to take her, feeling that I already had too many different breeds. Amongst my crew were two standard smooth dachshunds, a yorkshire terrier and a very beautiful irish setter named, Pride.

When Duchess first came to me and I was away at work, she was housed in a shed with a run by the garden. One day on returning home from work I found that my small flock of sheep was out of their pen and in the garden eating my Brussel sprouts.

At that time of the year I had a large ran running with the ewes. He was an especially unpleasant character named Bucky. I let the dogs out and they were running around barking at the sheep, but Duchess stayed in her kennel. Bucky took no notice of the dogs and when I went to chase him away from the garden he backed up and charged at me! Bucky weighed at least 200 lbs. and was not to be argues with!

I was in despair s the harder I tried to maneuver him, the more he charged. Even a swipe on the head with the long handled shovel didn't slow him down. It just made him worse and more aggressive.

Suddenly, I thought of Duchess and ran to her pen.

"Duchess, help me!" I begged.



She came out of her pen, stood for a moment summing up the situation and then ran straight at Bucky, head on. At the last moment she swerved and ran around behind him coming up at his shoulder and forced him to turn. In a moment she had him turning, with the ewes following along. She gathered them together bringing them down through the yard and into the enclosure, where I slammed the gate behind them.

She then looked at me as if to say “why didn’t you ask me first?”

Many times after that I went to Duchess for help with my flock. My fences were in bad shape and sheep are very good at finding an escape route! I would send good old Duchess out after them, and with no help, she would round them up and bring them back.

One of the extraordinary things about Duchess and her herding was that she never tried to bite the sheep. I know that most border collies and other types of herding breeds have to be taught not to bite at the animal they are working, but not Duchess. She always used her shoulder to butt into them.

On another occasion Duchess truly saved me from injury. If not death, with her fearless nature and exceptional herding instincts!

I was out walking in a large field across the road from where I lived. The terrain was rolling and there were clumps of trees and bushes spread around. Duchess was with me but had disappeared over the crest of the hill. It was a very windy day so I did not hear the cattle until they appeared over the crest of the next hill. It was a herd of Western steers that the farmer had just delivered. Having been boxed for the long journey they were really wild.

As they came stampeding down the hill towards me I didn’t know what to do or where to go – there wasn’t a safe spot to be found or time to move out of their path.

Then Duchess appeared out of nowhere. Again, she paused and summed up the situation. Once her decision was made, she ran at an angle in front of the cattle, turning them away from me. I breathed a huge sigh of relief.

When Duchess came back, she didn’t expect a hero’s welcome but rather seemed quite unaffected by the whole situation, taking it all in stride as part of a day’s work.

Duchess was very good with the other dogs, with one exception. She did not like Penny, the younger of the two dachshunds. Penny loved to taunt her when she was shut in her pen and tried to lord it over Duchess. Duchess was very tolerant and let Penny alone although I always kept an eye on them when we were out walking.

One day we started off on our morning walk, down through the gate, round the pond and up the hill. Nor the pond was fenced off so that the cattle could not get in and wallow, however, Penny walked under the fence and went straight in to have a drink in the muddy water. Over the fence jumped Duchess and came up behind her. Firmly, she put a paw between Penny’s shoulders and pushed her under the water! I

yelled and screamed and she let Penny up, gasping and sputtering. Then she pushed her down again! By this time I had reached the fence and madly scrambled over it. Duchess retreated. Penny survived. Still, I always knew that if the occasion arose Duchess would take advantage of it!

One thing that Duchess was not very successful at was motherhood. Her first pregnancy ended in disaster when one puppy was born dead, delivered by Caesarean. The next time she was bred her litter was very disappointin. Not only did they have poor ridges but they also had white on the tips of their tails. I decided that breeding her was not a good idea. By this time I had several other ridgebacks and Duchess was not a team player. Being a kennel dog and one of a group was not for her.

I hated to part with her but felt that for her own good she needed a home of her own. I was fortunate to find one, so Duchess retired as the family dog she was meant to be.

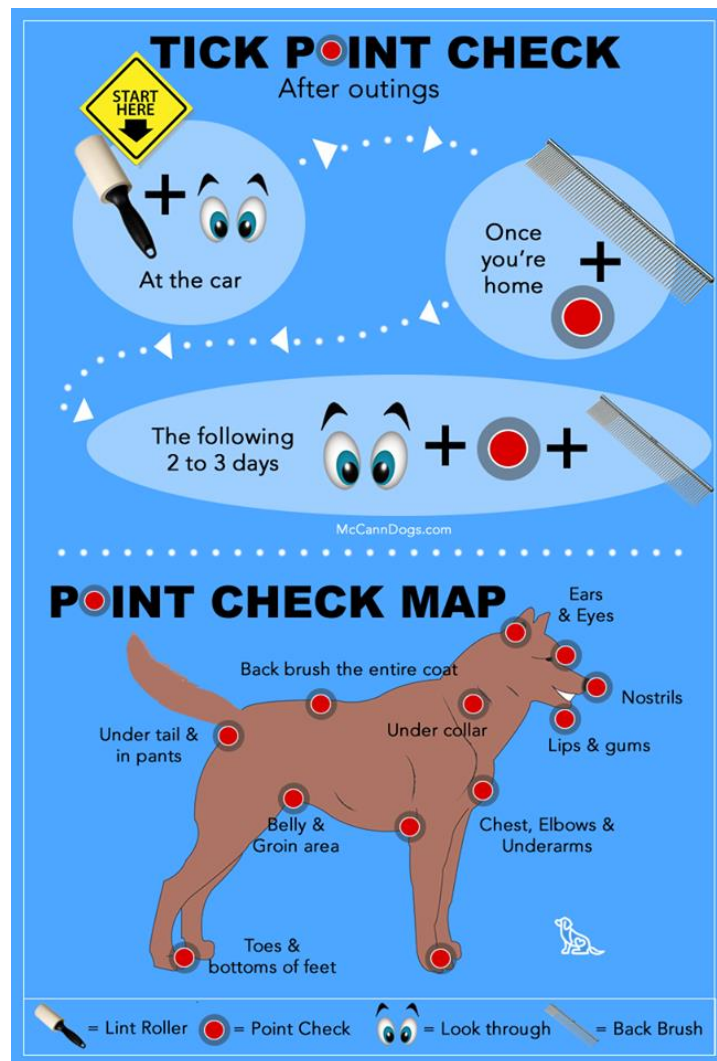
A story by Jo Dunn from her book Ridgeback Rambles



***DUCHESS***

# Health Matters

## It's That Time Again



Here's a recipe for a natural bug/tick repellant

**TICK REPELLENT RECIPE**

20 Drops Lemongrass Essential Oil  
20 Drops Eucalyptus Essential Oil  
4 oz. of Water

Add all ingredients in a spray bottle...  
Shake Well!

Spray on shoes, socks, and pant cuffs

SAFE FOR HUMANS  
AND DOGS

Share this recipe with your friends to keep them safe



## And here is something new we need to be aware of

*(Thank you Carol for posting this)*

### HERE'S SOMETHING TO BARK ABOUT!



With recent legalization of marijuana, neighbourhood pets are suffering from cannabis toxicity in growing numbers!

This is caused by discarded cannabis waste products (roaches/joint butts and edibles) in public parks and on trails.

### HOW DOES CANNABIS AFFECT DOGS?



Even very small amounts of ingested cannabis can cause great harm to dogs.

Contact a veterinarian if you see the symptoms:

- Vomiting.
- Depression.
- Urinary incontinence.
- Ataxia (lack of coordination, wobbling or head bobbing).
- Slowed heart rate.
- Some experience agitation and high blood pressure.

### WE CAN ALL PROTECT OUR PETS!

Responsible & ethical use of cannabis is something we can all work towards!

- Carry a small container or bag for your roaches.
- In a pinch, pocket your roach.
- Pick up any roaches found.
- Consider using a vape or pipe to produce less waste!
- Share this information with friends, family & dispensaries.

**"Thank You, Friends!"**



Art & design of this advert was created by ©Valerie Ryan of Tazmaa's Studio.  
Want to print your own copy of this document? Files available free at: [www.potfreepet.com](http://www.potfreepet.com)



# ***TASTY TREATS***

## **WATERMELON DOG TREATS**

Prep Time                      20 minutes

Servings                      treats

### **INGREDIENTS**

- 2 cups [seedless watermelon](#) pureed
- 1/2 cup [Plain Greek Yogurt](#)
- 1 tbsp [parsley](#) chopped



### **INSTRUCTIONS**

1. Puree seedless watermelon in a blender.
2. Chop parsley
3. Place mold on baking tray. If you are using the paw molds, first insert a small piece of parsley into the bottom then add a thin layer of plain Greek yogurt. Freeze for one hour. Next, fill the remaining mold with watermelon puree. Freeze overnight or at least 4 hours.
4. For the dog bone mold, add a piece of parsley to the bottom of mold and spoon in a layer of watermelon puree. Freeze one hour. Next, add a layer of plain Greek yogurt. Freeze one hour. Finally, add another layer of watermelon puree and freeze overnight or at least 4 hours.
5. Keep frozen until ready to serve.

## **FROZEN PUPSICLES ON A STICK**

For a frozen fruit smoothie on a stick, make bananas the foundation of your dog's treat. Slice a few bananas then freeze the pieces for several hours. Next, mix the fruit with a few spoonfuls of plain yogurt in a food processor until you have a smooth base with the thickness of a milkshake. Now you can blend in whatever mix-ins your dog would love. Consider bacon bits for a meaty treat, frozen [strawberries](#) and [blueberries](#) for a red, white, and blue celebration, pumpkin puree, or even water-packed tuna for some surfside fun. When all the ingredients are blended together, pour into ice pop molds or paper cups, insert a "stick" in the middle and freeze.

To release the pupsicles from the molds, let them sit at room temperature for a few minutes or run warm water over the mold for a few seconds. If you use paper cups, simply peel the paper off before serving. If you have a [toy breed](#), try mini water cups instead of full-size drinking cups.

For the pupsicle sticks, you have many options. You can use bone-shaped dog biscuits, salmon skin rolls, bully sticks, or any other stick-shaped, edible chew. For a safe yet non-edible stick, consider nylon chew bones. The stick will give your dog something to hold on to while licking and chewing the pupsicle. Plus, chewing the stick will provide even more fun for your dog when the smoothie is gone.

*Recipe from the American Kennel Club website*

## Ridgeback Humour



The Ridgeback Roster will be published quarterly in 2021. Submissions for the next issue are encouraged and can be sent to the editor in MS Word or WP. Pictures are always welcome and can be emailed in JPEG format or sent by regular mail to be scanned. The dog(s) and photographer in/of each picture must be identified in your email or covering letter. (See below for additional information regarding club policy on use of photographs.)

### ADVERTISING RATES

Full page with photo - \$25

½ page with photo - \$15

¼ page with photo - \$10

Each additional photo in any category - \$5

Commercial & Non-Members \$100

No part of this publication may be reproduced without the written permission of the Editor.  
The Ridgeback Roster and the RRCEC will not accept responsibility for copyright infringements in submitted material.

***Please note: the deadline for submissions for the next Ridgeback Roster is August 15, 2021***